

50 HZ & 60 HZ

# GAS SOLUTIONS

**CONTINUOUS** | NATURAL GAS GENSETS  
*1,160 - 2,000 kW*

**STAND-BY & PRIME** | NATURAL GAS GENSETS  
*16,5 - 1,320 kVA*

**STAND-BY & PRIME** | LPG GENSETS  
*16,5 - 970 kVA*



**akSa** POWER  
GENERATION

# Contents

Introduction	4
Natural Gas & LPG Generators	6
Control Panels	13
Mecc Alte Alternators	14
Soundproof and All-Weather Casings	16
Containers	17
Contacts	18



# POWER



**YOUR FUTURE**



**aksa**

**aksa**

**POWER**



# About Us



Turkey Production Center - Cerkezkoy / Tekirdag



Changzhou - China



Louisiana - The U.S.A



Rotterdam - The Netherlands



Dubai - U.A.E.

The roots of Kazanci Holding were established in 1950's. Embracing principles of "customer satisfaction and reliance" as its main priority, Kazanci Holding has been one of the leading firms in the Turkish energy market with manufacturing generating sets, natural gas distribution and installation-operation of power plants.

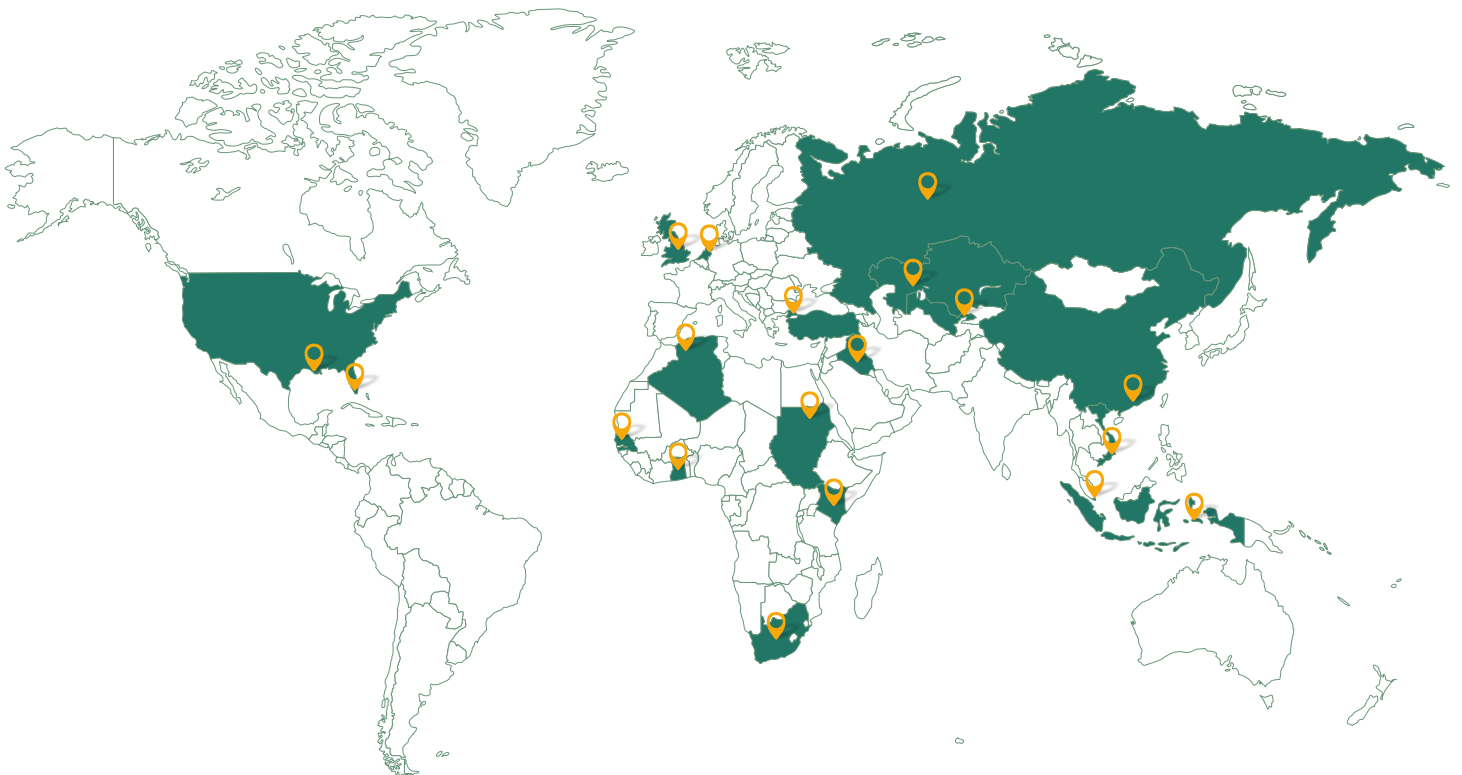
Since its foundation in 1984, being the leading company in the Turkish market; Aksa Power Generation takes place among the top 200 industrial enterprises and exporter firms in Turkey.

In addition, Aksa is rightfully proud of being one of the leading gensets manufacturers in the world with the total amount of 40.000 gasoline, diesel and natural gas generating sets ranging from 1 to 3125 kVA manufactured per year in its four production facilities, one of in Cerkezkoy - Turkey, Changzhou - China, Louisiana - The U.S.A. and two trade centers in Rotterdam - The Netherlands and Dubai - U.A.E.

Today, exporting more than %50 of its production, Aksa Power Generation progresses towards the goal of success globally. With its 24 overseas offices, 1 representative office, Aksa supplies generating sets all around the world. Aksa Power Generation keeps continually investing in technology to be a pioneer of innovation.

# Global locations

We are proud of being one of the leading gensets manufacturers in the world.



5

production and trade facilities;

- Louisiana, U.S.A.
- Cerkezkoy, Turkey
- Changzhou, China
- Rotterdam, Netherlands
- Dubai, UAE

40K

total amount of genset manufacturing capacity per year

178

countries where Aksa makes sales



**Natural Gas & LPG Gensets**  
 Stand-by & Prime  
 25 - 1,320 kVA  
 Rich Burn

Model	Power kVA (Cosφ 0,8)		Engine Model	Cylinder Number and Type	Frequency	Engine Speed	Aspiration	Gas Pressure mbar	Cooling System	Governor Type	Gas Consumption m³/h. at %100	Alternator Model
	Stand-by	Prime										
APG 25	25	N/A	2,4L	I-4	50Hz	1500	Naturally Aspirated	300	Water Cooled	Electronic	10,7	ECP28
APG 33	33	30	4,3L (4X)	V6	50 Hz	1500	Naturally Aspirated	300	Water Cooled	ECU	9,3	ECP28
APG 40	40	37	4,3L (4X)	V6	50 Hz	1500	Naturally Aspirated	300	Water Cooled	ECU	11,3	ECP32
APG 50	50	45	4,3L (4X)	V6	50Hz	1500	Naturally Aspirated	300	Water Cooled	Electronic	14,1	ECP32
APG 80	80	N/A	5,7LT CAC	V8	50Hz	1500	Turbo Charged	300	Water Cooled	Electronic	23,9	ECP32
APG 105	105	N/A	5,7LT CAC	V8	50Hz	1500	Turbo Charged	300	Water Cooled	Electronic	31,4	ECP34
APG 135	135	N/A	8,8LT CAC	V8	50Hz	1500	Turbo Charged	300	Water Cooled	Electronic	44,8	ECP34
APG 165	165	N/A	8,8LT CAC	V8	50Hz	1500	Turbo Charged	300	Water Cooled	Electronic	44,8	ECP34
APG 180	180	N/A	8,8LT CAC	V8	50Hz	1500	Turbo Charged	300	Water Cooled	Electronic	44,8	ECP34
APG 270	270	250	13 L	I-6	50Hz	1500	Turbo Charged	300	Water Cooled	Electronic	73	ECP38
APG 300	300	275	14,6L	V8	50Hz	1500	Turbo Charged	300	Water Cooled	Electronic	71,1	ECO38
APG 440	440	375	21,9L	V12	50Hz	1500	Turbo Charged	300	Water Cooled	Electronic	99	ECO40
APG 500	500	N/A	21,9L HO	V12	50Hz	1500	Turbo Charged	300	Water Cooled	Electronic	126,92	ECO40
APG 680	680	580	32L	V12	50Hz	1500	Turbo Charged	300	Water Cooled	Electronic	160	ECO40
APG 825	825	720	40L	V12	50Hz	1500	Turbo Charged	300	Water Cooled	Electronic	183	ECO40
APG 1100	1100	1000	53L	V16	50Hz	1500	Turbo Charged	300	Water Cooled	Electronic	259	ECO43





**Natural Gas & LPG Gensets**  
 Stand-by & Prime  
 25 - 1,320 kVA  
 Rich Burn

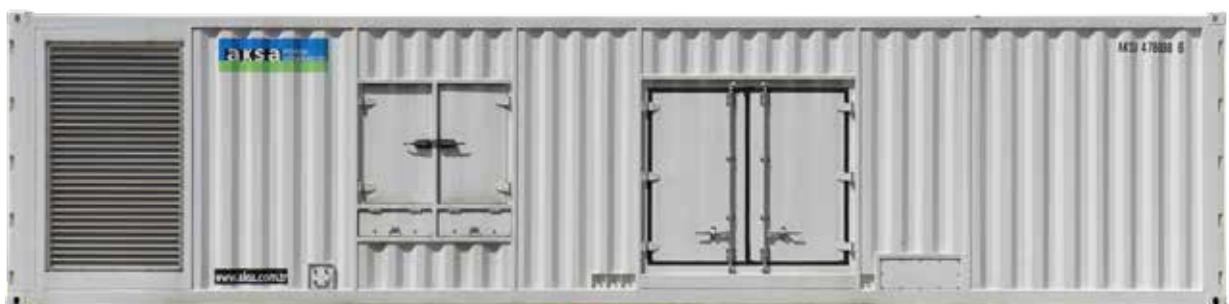
Model	Power kVA (Cosφ 0,8)		Engine Model	Cylinder Number and Type	Frequency	Engine Speed	Aspiration	Gas Pressure mbar	Cooling System	Governor Type	Gas Consumption m³/h. at %100	Alternator Model
	Stand-by	Prime										
APG 33-6	33	N/A	2,4L	I-4	60Hz	1800	Naturally Aspirated	300	Water Cooled	Electronic	9,7	ECP28
APG 60-6	60	55	4,3L (4x)	V6	60Hz	1800	Naturally Aspirated	300	Water Cooled	Electronic	17,4	ECP32
APG 100-6	100	N/A	5,7LT	V8	60Hz	1800	Turbo Charged	300	Water Cooled	Electronic	28,7	ECP32
APG 120-6	120	N/A	5,7LT CAC	V8	60Hz	1800	Turbo Charged	300	Water Cooled	Electronic	30,3	ECP34
APG 165-6	165	N/A	8,8LT CAC	V8	60Hz	1800	Turbo Charged	300	Water Cooled	Electronic	55	ECP34
APG 200-6	200	N/A	8,8LT CAC	V8	60Hz	1800	Turbo Charged	300	Water Cooled	Electronic	55	ECP34
APG 210-6	210	N/A	8,8LT CAC	V8	60Hz	1800	Turbo Charged	300	Water Cooled	Electronic	55	ECP34
APG 320-6	320	255	13L	I-6	60Hz	1800	Turbo Charged	300	Water Cooled	Electronic	78	ECO38
APG 380-6	380	325	14,6L	V8	60Hz	1800	Turbo Charged	300	Water Cooled	Electronic	87,9	ECO38
APG 450-6	450	N/A	14,6L HO	V8	60Hz	1800	Turbo Charged	300	Water Cooled	Electronic	117,2	ECO38
APG 525-6	525	480	21,9L	V12	60Hz	1800	Turbo Charged	300	Water Cooled	Electronic	131,1	ECO40
APG 640-6	640	NA	21,9L HO	V12	60Hz	1800	Turbo Charged	300	Water Cooled	Electronic	167,3	ECO40
APG 825-6	825	700	32L	V12	60Hz	1800	Turbo Charged	300	Water Cooled	Electronic	196	ECO40
APG 990-6	990	890	40L	V12	60Hz	1800	Turbo Charged	300	Water Cooled	Electronic	252	ECO40
APG 1320-6	1320	1180	53L	V16	60Hz	1800	Turbo Charged	300	Water Cooled	Electronic	324	ECO43





**Natural Gas & LPG Gensets**  
 Stand-by & Prime  
 25 - 1,320 kVA  
 Rich Burn

Model	Power kVA (Cosφ 0,8)		Engine Model	Cylinder Number and Type	Frequency	Engine Speed	Aspiration	Gas Pressure mbar	Cooling System	Governor Type	Gas Consumption L./h. at %100	Alternator Model
	Stand-by	Prime										
APG 28 LPG	27,5	N/A	2,4L	I-4	50Hz	1500	Naturally Aspirated	300	Water Cooled	Electronic	3,5	ECP28
APG 33 LPG	33	30	4,3L (4X)	V6	50 Hz	1500	Naturally Aspirated	300	Water Cooled	ECU	10,2	ECP28
APG 40 LPG	40	37	4,3L (4X)	V6	50 Hz	1500	Naturally Aspirated	300	Water Cooled	ECU	12,3	ECP32
APG 50 LPG	50	46	4,3L (4x)	V6	50Hz	1500	Naturally Aspirated	300	Water Cooled	Electronic	21,6	ECP32
APG 75 LPG	75	68	5,7L NA	V8	50Hz	1500	Naturally Aspirated	300	Water Cooled	Electronic	33,9	ECP32
APG 95 LPG	95	N/A	5,7LT CAC	V8	50Hz	1500	Turbo Charged	300	Water Cooled	Electronic	42,5	ECP34
APG 110 LPG	110	N/A	8,8LT CAC	V8	50Hz	1500	Turbo Charged	300	Water Cooled	Electronic	59,8	ECP34
APG 155 LPG	155	N/A	8,8LT CAC	I-6	50Hz	1500	Turbo Charged	300	Water Cooled	Electronic	59,8	ECP34
APG 180 LPG	180	180	10LT	I-6	50Hz	1500	Turbo Charged	300	Water Cooled	Electronic	77,7	ECP38
APG 300 LPG	300	255	21,9L	V12	50Hz	1500	Turbo Charged	300	Water Cooled	Electronic	108,7	ECO38
APG 440 LPG	440	385	32L	V12	50Hz	1500	Turbo Charged	300	Water Cooled	Electronic	173	ECO40
APG 540 LPG	540	460	40L	V12	50Hz	1500	Turbo Charged	300	Water Cooled	Electronic	215	ECO40
APG 825 LPG	825	740	53L	V16	50Hz	1500	Turbo Charged	300	Water Cooled	Electronic	308	ECO40







**Natural Gas & LPG Gensets**  
 Stand-by & Prime  
 25 - 1,320 kVA  
 Rich Burn

Model	Power kVA (Cosφ 0,8)		Engine Model	Cylinder Number and Type	Frequency	Engine Speed	Aspiration	Gas Pressure mbar	Cooling System	Governor Type	Gas Consumption L./h. at %100	Alternator Model
	Stand-by	Prime										
APG 33-6 LPG	33	N/A	2,4L	I-4	60Hz	1800	Naturally Aspirated	300	Water Cooled	Electronic	20,9	ECP28
APG 60-6 LPG	60	55	4,3L (4x)	V6	60Hz	1800	Naturally Aspirated	300	Water Cooled	Electronic	25,7	ECP32
APG 90-6 LPG	90	82	5,7L NA	V8	60Hz	1800	Naturally Aspirated	300	Water Cooled	Electronic	37,5	ECP 32
APG 110-6 LPG	110	N/A	5,7LT CAC	V8	60Hz	1800	Naturally Aspirated	300	Water Cooled	Electronic	52,5	ECP 34
APG 132-6 LPG	132	N/A	8,8LT CAC	V8	60Hz	1800	Turbo Charged	300	Water Cooled	Electronic	72,5	ECP 34
APG 180-6 LPG	180	N/A	8,8LT CAC	V8	60Hz	1800	Turbo Charged	300	Water Cooled	Electronic	66,8	ECP34
APG 185-6 LPG	185	185	10L	I-6	60Hz	1800	Turbo Charged	300	Water Cooled	Electronic	83,7	ECP 38
APG 375-6 LPG	375	315	21,9LT	V12	60Hz	1800	Turbo Charged	300	Water Cooled	Electronic	145	ECO38
APG 525-6 LPG	525	450	32L	V12	60Hz	1800	Turbo Charged	300	Water Cooled	Electronic	210	ECO40
APG 645-6 LPG	645	550	40L	V12	60Hz	1800	Turbo Charged	300	Water Cooled	Electronic	286	ECO40
APG 970-6 LPG	970	870	53L	V16	60Hz	1800	Turbo Charged	300	Water Cooled	Electronic	395	ECO40



# Cogeneration and Trigeration Systems

## Advantages of Cogeneration and Trigeration Systems

- Increased efficiency of energy conversion and use.
- Lower emissions to the environment, in particular of CO2, the main greenhouse gas.
- Large cost savings, providing additional competitiveness for industrial and commercial users, and offering affordable heat for domestic users.
- An opportunity to move towards more decentralised forms of electricity generation, where plants are designed to meet the needs of local consumers, providing high efficiency, avoiding transmission losses and increasing flexibility of system use. This will particularly be the case if natural gas is the energy carrier.
- An opportunity to increase the diversity of generation plant, and provide competition in generation.
- Increased employment – a number of studies have now concluded that the development of CHP systems is a generator of jobs.


### COGENERATION




### TRIGENERATION



SALES MODEL | INVESTMENT MODEL | RENTAL MODEL





## Natural Gas Generators

Continuous

1,160 kW - 2,000 kW

Lean burn / High efficiency

Model		ACG1160	ACG1160 LMN**	ACG1540	ACG2000
Power kW (Cosφ1)		1160	1160	1540	2000
Engine Model		QSK60-SURF	QSK60-SURF	QSK60-OSPREY	HSK78
Cooling System		Water Cooled	Water Cooled	Water Cooled	Water Cooled
Aspiration		Turbo Charged	Turbo Charged	Turbo Charged	Turbo Charged
Engine Speed		1500	1500	1500	1500
Frequency / Voltage		50Hz / 400V	50Hz / 400V	50Hz / 400V	50Hz / 400V
Cylinder Number and Type		V16	V16	V16	V12
Governor Type		Electronic	Electronic	Electronic	Electronic
Gas Pressure		300 mbar	300 mbar	300 mbar	300 mbar
Efficiency					
Electrical Efficiency ISO3046/1, percent	100% of Rated Load	39,2%	39,2%	43,6%	44,2%
	90% of Rated Load	38,7%	38,7%	43,2%	43,8%
	75% of Rated Load	37,9%	37,9%	42,6%	43,0%
	50% of Rated Load	35,3%	35,3%	40,2%	40,7%
Thermal Efficiency ISO3046/1, percent	100% of Rated Load	57,70%	57,70%	49,20%	48,60%
	90% of Rated Load	58,00%	58,00%	49,80%	48,70%
	75% of Rated Load	58,40%	58,40%	50,30%	50,10%
	50% of Rated Load	60,50%	60,50%	53,00%	52,40%

\*\* Low Methane Number



**Natural Gas & LPG Genset**  
 Stand-by  
 16,5 kVA  
 Rich Burn

Model	Power kVA (Cosφ 0,8)		Engine Model	Cylinder Number and Type	Frequency	Engine Speed	Aspiration	Gas Pressure mbar	Cooling System	Governor Type	Gas Consumption m³/h. at %100	Alternator Model
	Stand-by	Prime										
<b>ABG 17</b>	16,5	15	Vanguard 6IH2	V2	-	3000	Naturally Aspirated	20	Air Cooled	Mechanical	6,3	ECO3

Model	Power kVA (Cosφ 0,8)		Engine Model	Cylinder Number and Type	Frequency	Engine Speed	Aspiration	Gas Pressure mbar	Cooling System	Governor Type	Gas Consumption m³/h. at %100	Alternator Model
	Stand-by	Prime										
<b>ABG 17 LPG</b>	16,5	15	Vanguard 6IH2	V2	50 Hz	1500	Naturally Aspirated	20-25	Air Cooled	Mechanical	3,5	ECP3



# Control Panels

	Main Features	Panel Models*	
		P 732	P 612
Operation	Control with	DSE7320 MKII	DSE 6120 MKIII
	Modes: Stop/Auto/Manual/Test/Start	•	•
	LCD display Scroll push-button	•	•
	Eventlog push button	250	100
	Menu navigation buttons	•	•
	Transfer to mains button	•	•
	Transfer to generator button	•	•
Genset Instruments	Emergency stop push-button	•	•
	3 Phase voltage UV, VW, WU	•	•
	Neutral NU, NV, NW	•	•
	3 Phase current U, V, W	•	•
	Frequency	•	•
	Total kVA	•	•
	Total kW	•	•
	Power factor Cosφ	•	•
	kVAr	•	•
	kWh, kVAh, kVArh	•	•
	Phase sequence	•	x
Mains Instruments	Earth current	◦	x
	3 Phase voltage L1L2, L2 L3, L3L1	•	•
	Neutral NL1, NL2, NL3	•	•
Engine Instruments	Frequency	•	•
	Oil pressure	•	•
	Coolant temperature	•	•
	Run time	•	•
	Speed in RPM	•	•
	Battery voltage	•	•
	Fuel Level	◦	◦
Engine Shut Down Protection	Engine maintenance due	•	•
	Low oil pressure	•	•
	High engine temperature	•	•
	Under / Over speed	•	•
	Low water level	•	◦
	Fail to start	•	•
	Stop failure	•	•
Engine Pre-alarms Warning	Emergency stop	•	•
	Oil pressure sensor open	•	•
	Charge fail	•	•
	Low oil pressure	•	•
	High engine temperature	•	•
	Low engine temperature	•	•
	Low/ High battery volts	•	•
Alternator Shut Down Protection	Under speed	•	•
	Low fuel level	◦	◦
	Under / Over volt	•	•
	Under / Over frequency	•	•
	Over current	•	•
	kW over load	•	•
	Unbalanced Load	•	x
Alternator Pre-alarms	Negative phase sequence	•	x
	Earth fault	◦	x
	Phase rotation	•	x
	Short circuit	◦	◦
	Under / Over volt	•	•
Mains Failure	Under / Over frequency	•	•
	kW over load	•	◦
	Negative phase sequence	•	x
Auto	Under / Over volt	•	•
	Under / Over frequency	•	•
Miscellaneous	ATS change - over control	•	•
	Remote start	•	•
	Static battery charger	•	•
	Water preheating control	•	•
	Alarm buzzer	◦	x
	RS 232 communication	•	x
	RS 485 communication	•	x



LED: Icon Display • Standard ◦ Optional x Not Available

\* DEIF, ComAp ve Siemens PLC markalarının hepsi ile dizayn yapılabilir.



# Mecc Alte Alternators

## Standarts

Alternators are designed and produced within an ISO 9001 environment. The entire series is manufactured according to, and complies with, the most common specifications such as CEI 2-3, IEC 34-1, EN 60034-1, VDE 0530, BS 4999-5000, NF 51.111, CAN/CSA-C22.2 No14-95-No100-95, NEMA MG 1-2011, ISO 8528-3. Other standards such as UL1446, UL 1004/4 and /B are available on request.

## Windings and Performances

Winding Configurations	Standard	
	12 wire Reconnectable	6 wire Reconnectable
ECO40 to ECO46	Std	Option
Insulation materials	Class H	Class H
High efficiency	Std	Std
High motor starting	>300%	>300%
THD (Total Harmonic Distortion)	Typically <3.5% full load L-L	Typically <3.0% full load L-L

## Winding Protection

There are various degrees of protection for the windings following the standard impregnation process, as can be seen here. The TOTAL or TOTAL+ butadienic black flexible coating is recommended for arduous applications.

Winding Configurations	STANDARD	STANDARD+	GREY	TOTAL (3% de-rate may apply on certain models)	TOTAL+ (3% de-rate may apply on certain models)
ECP34 to ECO46	-	-	Std	Option	Option



Grey treatment (marinization) on the left, TOTAL treatment shown on the right.


## Protection for Environment

In addition to protection on the windings themselves, the alternators can have increased ingress protection. Standard levels are IP23 with further upgrades available to include inlet filters, IP43 and IP45: 7% de-rates apply on inlet filters and IP43 protection. 20-30% de-rates apply for IP45 depending on alternator model. Additional air exit louvres (called IP23+) are optionally retrofittable in the overall ECP32 to ECO 46 range, in order to comply to the most strict marine regulations.

# Mecc Alte Alternators


## Terminals and Terminal Box

Alternators are designed and produced within an ISO 9001 environment. The entire series is manufactured according to, and complies with, the most common specifications such as CEI 2-3, IEC 34-1, EN 60034-1, VDE 0530, BS 4999-5000, NF 51.111, CAN/CSA-C22.2 No14-95-No100-95, NEMA MG 1-2011, ISO 8528-3. Other standards such as UL1446, UL 1004/4 and /B are available on request.



## Optional PMG3

PMG3 can be retro fit or factory fit on ECO 40, 43 and 46 series. This smart MeccAlte design allows an easy fix kit, through a tapered cone coupling and a simple replacement of the rear air louver. PMG3 is also available on ECO 38, when ordered from the factory. The complete AVR range is fully compatible with both MAUX and PMG3 systems, this minimises spare part management and flexibility of stock as one AVR suits all applications. The PMG3 is delivering the same amount of kVA available with the MAUX.



## Excitation and Regulation Systems

All ECP/ECO series have MAUX auxiliary winding to power the digital regulator. Both DSR and the DER1 are available to connect to PC through the DxR2 USB interface and DxR TERMINAL software to interrogate/download alarms & settings for analysis or for cloning other regulators. DER2 has got an integrated USB connection and can be connected to the PC without any optional connection boards. More settings such as LAMS, digital RAM based synchronous external control and soft start are obtainable through the DxR connection. Simple analogue potentiometers are available for the more usual adjustments.

Excitation Systems	DSR	DER1	DER2
<b>ECP3 to ECO38</b>	Std	Option	Option
<b>ECO40 to ECO46</b>	Class H	Std	Option
<b>Parallel Operation</b>	√	√	√
<b>Mains Parallel</b>	√	√	√
<b>3 Phase Sensing (rms)</b>	-	√	√
<b>Accuracy</b>	+/-1%	+/-0.5%	+/-0.5%
<b>Remote Voltage Control</b>	√	√	√
<b>Alarm Log</b>	√	√	√
<b>Analogue and Digital Configurable</b>	√	√	√
<b>LAMS (Load Acceptance V/f)</b>	√	√	√
<b>APO (Active Protection Output)</b>	√	√	√
<b>Soft Start</b>	√	√	√
<b>High dynamic response</b>	-	-	√
<b>USB connection without external boards</b>	-	-	√

# Sound Proof Canopies

Canopy Model	Dimensions		
	Length mm	Width mm	Height mm
AK 10	1850	910	1181
AK 11	1955	910	1171
AK 20	2100	960	1441
AK 21	2096	1030	1290
AK 30	2466	1010	1553
AK 40	3100	1113	1811
AK 49	3402	1147	2032
AK 50	3402	1217	2032
MS 60	3960	1356	2167
MS 70	4460	1606	2547
MS 80	4810	1606	2615
MS 85	5297	1606	2656
MS 86	5410	1864	2654
MS88 - AD1015	5513	2260	2655
AK 90	6500	2200	2353
AK 91	5920	2200	2353/ 3328
AK 96	7500	2300	2500
AK 98	9000	2270	2500 / 3170
AK 99	9000	2800	3300 / 4800
AK 100	9633	2800	3300 / 4700



## General Specifications of Silent Type Enclosure

### AK 10 - 50 and MS 60 - 88 Models

- Modular design.
- Soundproofed canopy kit.
- Anti - corrosion powder coated phosphate priming.
- Colour black / yellow (RAL 9005 / RAL 1003).
- Insulated with acoustic foam lining.
- Two and four point lifting capability for full weight.
- Heat shield protection.
- Lockable doors with key.
- Protective mesh for rotating parts.
- Exterior emergency stop push button.
- Residential silencer inside canopy.
- Thermally insulated engine exhaust system.
- Doors on each side.
- Panel window.
- Access to radiator filling or cap.
- Oil drains and breather (sump) extended outside canopy
- On road trailer for soundproofed canopy is available.
- Aksa makes its generating sets' noise level tests in accordance with directive 2000/14/EC validation of the noise level test has been approved by the notified body Szutest.
- MS 80, 85, 88 lifting hooks should be removed during transportation for 40 Ft high cube container

### AK90 to AK99 Models

- Modular design.
- Require a concrete pad.
- Model AK 99 enclosure is drop over style.
- Body made from steel components treated with polyester powder coating.
- Acoustic fire retardant foam is covered inside the enclosure.
- Easy access to all service points and integrated ladder.
- The enclosure have four lifting points.
- Cooling fan and battery charging alternator guarded.
- Control panel viewing window in a lockable access door.
- Colour black / yellow (RAL 9005 / RAL 1003).
- Sump oil draining manual pump.
- Breather (sump) extended outside the enclosure.
- Enclosure floor is covered with chequered aluminium plates (AK90-AK98)

# Containers

## General Specifications of Silent Type Containers

- Four sizes are available: 20, 30, 40 feet High Cube containers.
- Sandwich mineral wool attenuation for wall and ceiling.
- Ribbed aluminium sheet internal floor.
- Large lockable doors.
- Acoustic baffles for the air inlet and outlet.
- Residential silencer with stainless steel flexible bellows.
- Ceiling mounted fluorescent light fittings.
- White paint finishing (RAL 9010).

Enclosures Model	Dimension		
	Length mm	Width mm	Height mm
SC20	6060	2440	2591
SC30	9130	2440	2600
SCH30	9130	2440	2800
SC40	12200	2440	2600
SCH40	12200	2440	2800



# Branch offices and Warehouses

 <p><b>ALGERIA</b> EURL AKSA Générateurs Algérie Zone Industrielle Qued Smar, Lot No:55, Harrach CP:16270 Alger / Algeria T : +213 (0) 555 01 27 00 - 04 M: contact@aksa-dz.com</p>	 <p><b>CHINA</b> Aksa Power Generation Co. Ltd. No.19 Tongjiang North Road, New District, Changzhou / China T: + 86 (0) 519 851 50 205 M: sales@aksapowergen.com</p>	 <p><b>GHANA</b> Aksa Power Generation (Ghana) PT MC.4 Tema Motorway Industrial Area Extension off Spintex RD, Accra / Ghana T: +233 206 99 88 00 M: info@aksaghana.com</p>	 <p><b>INDONESIA</b> Menara palma Lantai 3 unit 3-03 jalan HR Rasuna Said Blok X2 Kav.6 Kelurahan Kuningan Timur Kecamatan Setabudi Jakarta Selatan, Jakarta, INDONESIA T: 021 579 57 590 M: info@aksaindonesia.co.id</p>
 <p><b>IRAQ</b> Aksa Power Generation (Iraq) English Village House No:353 Arbil / Iraq T: + 964 (0) 770 761 12 20 M: export@aksa.com.tr</p>	 <p><b>KENYA</b> Aksa Kenya Sunflag Industrial Park No:3 Mombasa Rd. P.O. Box 196-00519 Nairobi, Kenya T: +254 792 423 559 M : info@aksakenya.com</p>	 <p><b>KAZAKHSTAN</b> Aksa Kazakhstan 89a, Suymbai ave., Almaty / Kazakhstan T: +7 727 338 48 47 M : info@aksakz.kz</p>	 <p><b>NETHERLANDS</b> Merwedestraat 48P 3313CS, Dordrecht / Netherlands* T: +31 (0) 78-204 9129 M: sales@aksaeurope.com</p>
 <p><b>RUSSIA</b> Aksa Russia 119530, Moscow Ochakovskoe Highway, 34, BC 'WEST PARK', Office A308/3 Russia T: +7 495 710 88 62 M : info@aksarusssia.ru</p>	 <p><b>SINGAPORE</b> Aksa Far East(Pte.) Ltd. 94 Tuas Avenue 11 639103 Singapore T: + 65 6863 2832 M: aksafe@aksafareast.com.sg</p>	 <p><b>SOUTH AFRICA</b> Aksa Power Generation (South Africa) 109 Roan Crescent, Corporate Park North, Randjespark, Midrand Johannesburg / South Africa T: +27 60 774 64 88 M: info@aksa.co.za</p>	 <p><b>SUDAN</b> Aksa Sudan Sudan, Khartoum State, Khartoum, Ryad, Omak Street block 8, Building Number 4, East Side M: sales@aksa.ae</p>
 <p><b>U.A.E.</b> Power Generation FZE PLOT NO: S20128 Jebel Ali Free Zone, Po Box:18167 Dubai / UAE T: + 971 4 880 91 40 M: sales@aksa.ae</p>	 <p><b>U.K.</b> Aksa International (UK) Ltd Unit 6, Pine Court Walker Road, Bardon Hill Coalville Leicestershire, LE67 1SZ / U.K. T: + 44 (0) 1530 837 472 M: info@aksauk.com</p>	 <p><b>U.S.A.</b> Aksa USA 371 Exchange Street West Monroe, LA 71292 T: +1 318 855 83 77 M: sales@aksausa.com</p>	 <p><b>UZBEKISTAN</b> Aksa Uzbekistan 18/1, Oybek str., Mirobod distr., Tashkent, Uzbekistan T: +998 78 150 27 47 M: info@aksa.uz</p>
 <p><b>VIETNAM</b> Power Generation FZE PLOT NO: S20128 Jebel Ali Free Zone, Po Box:18167 Dubai / UAE T: + 971 4 880 91 40 M: sales@aksa.ae</p>			

# Factories

 <p><b>TURKEY</b> Yıldırım Beyazıt Osb Mh. 8. Cd. No:1/2/A - 1/3A, 59850, Tekirdağ T: + 90 282 737 96 00 E: aksa@aksa.com.tr</p>	 <p><b>CHINA</b> No.19 Tongjiang North Road, New District, Changzhou / China T: + 86 (0) 519 856 01 250 F: + 86 (0) 519 851 50 132 M: aksa@aksapowergen.com</p>	 <p><b>U.S.A.</b> 371 Exchange Street West Monroe, LA 71292 T: +1 318 855 83 77 F: +1 318 855 83 81 M: sales@aksausa.com</p>
---	--	---

# Trade Centers

 <p><b>NETHERLANDS</b> Merwedestraat 48P 3313CS, Dordrecht / Netherlands* T: +31 (0) 78-204 9129 M: sales@aksaeurope.com</p>	 <p><b>U.A.E.</b> Power Generation FZE Po Box:18167 Jebel Ali Free Zone Warehouse No.RA08 / LC07 - Dubai / UAE T: + 971 4 880 91 40 F: + 971 4 880 91 41 e-mail: sales@aksa.ae</p>
---	---

# Service & Rental

 <p><b>TURKEY</b> Murat Bey Beldesi, Güney girişi Cad. No:8 34540 Catalca / ISTANBUL T: +90 212 887 12 12 F: +90 212 887 15 25 M: aksakiralama@aksakiralama.com.tr</p>	 <p><b>U.A.E.</b> Power Generation FZE Po Box:18167 Jebel Ali Free Zone Warehouse No.RA08 / LC07 - Dubai / UAE T: + 971 4 880 91 40 F: + 971 4 880 91 41 e-mail: sales@aksa.ae</p>
---	---





# POWER YOUR FUTURE

## TURKEY

Yıldırım Beyazıt Osb Mh.  
8. Cd. No:1/2/A - 1/3A,  
59850 Çerkezköy / Tekirdağ  
aksa@aksa.com.tr

## NETHERLANDS

Merwedestraat 48P 3313CS,  
Dordrecht/Netherlands  
T: +31 (0) 78-204 9129  
sales@aksaeurope.com

## U.S.A.

371 Exchange Street  
West Monroe, LA 71292  
T: +1 318 855 83 77  
sales@aksausa.com

## CHINA

No:19 Tongjiang North Road  
Changzhou New District,  
Changzhou / China  
T: + 86 519 851 502 05  
aksa@aksapowergen.com

## U.A.E.

Plot No. S20128 Jebel Ali South  
Zone, Po Box 18167  
Dubai, United Arab Emirates  
T: +971 4 8809140  
sales@aksauae.com